



Astronomy

Merit Badge Workbook

This workbook can help you but you still need to read the merit badge pamphlet (book). No one can add or subtract from the Boy Scout Requirements #33215. Merit Badge Workbooks and much more are below: [Online Resources](#).
Workbook developer: craig@craiglincoln.com. Requirements revised: 2011, Workbook updated: March, 2011.

Scout's Name: _____ Unit: _____

Counselor's Name: _____ Counselor's Ph #: _____

1. Do the following: _____

a. Describe the proper clothing and other precautions for safety making observations at night _____

and in cold weather. _____

b. Tell how to safely observe the Sun, _____

objects near the Sun, _____

and the Moon. _____

c. Explain first aid for injuries or illnesses such as heat _____

and cold reactions, _____

dehydration, _____

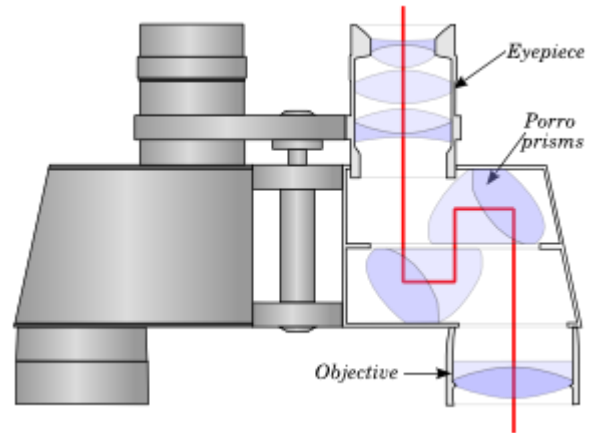
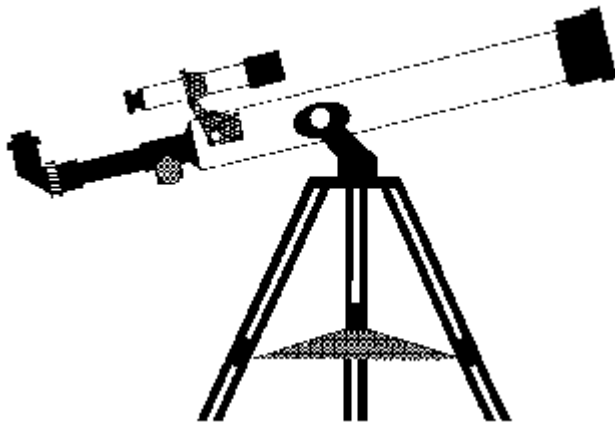
bites and stings, _____

and damage to your eyes that could occur during observation. _____

2. Explain what light pollution is _____

 and how it and air pollution affect astronomy. _____

3. With the aid of diagrams (or real telescopes if available), do each of the following:



(a) Explain why binoculars _____

and telescopes are important astronomical tools. _____

Demonstrate or explain how these tools are used. _____

(b) Describe the similarities and differences of several types of astronomical telescopes. _____

(c) Explain the purposes of at least three instruments used with astronomical telescopes.

(d) Describe the proper care and storage of telescopes and binoculars both at home and in the field. _____

4. Do the following:

(a) Identify in the sky at least 10 constellations, at least four of which are in the zodiac.

(h) Identify at least eight conspicuous stars, five of which are of magnitude 1 or brighter.

(c) Make two sketches of the Big Dipper. In one sketch, show the Big Dipper's orientation in the early evening sky. In another sketch, show its position several hours later. In both sketches, show the North Star and the horizon. Record the date and time each sketch was made.

Date: ___/___/___ Time: _____	Date: ___/___/___ Time: _____

(d) Explain what we see when we look at the Milky Way. _____

5. Do the following:

(a) List the names of the five most visible planets. Explain which ones can appear in phases similar to lunar phases and which ones cannot, and explain why.

Five Most Visible Planets	Phases?	Why?
---------------------------	---------	------

(b) Using the Internet (with your parent's permission), books, and other resources, find out when each of the five most visible planets that you identified in requirement 5a will be observable in the evening sky during the next 12 months, then compile this information in the form of a chart or table.

Planet Name					
Month					

(c) Describe the motion of the planets across the sky. _____

(d) Observe a planet and describe what you saw. _____

6. Do the following:

(a) Sketch the face of the Moon and indicate at least five seas and five craters. Label these landmarks.

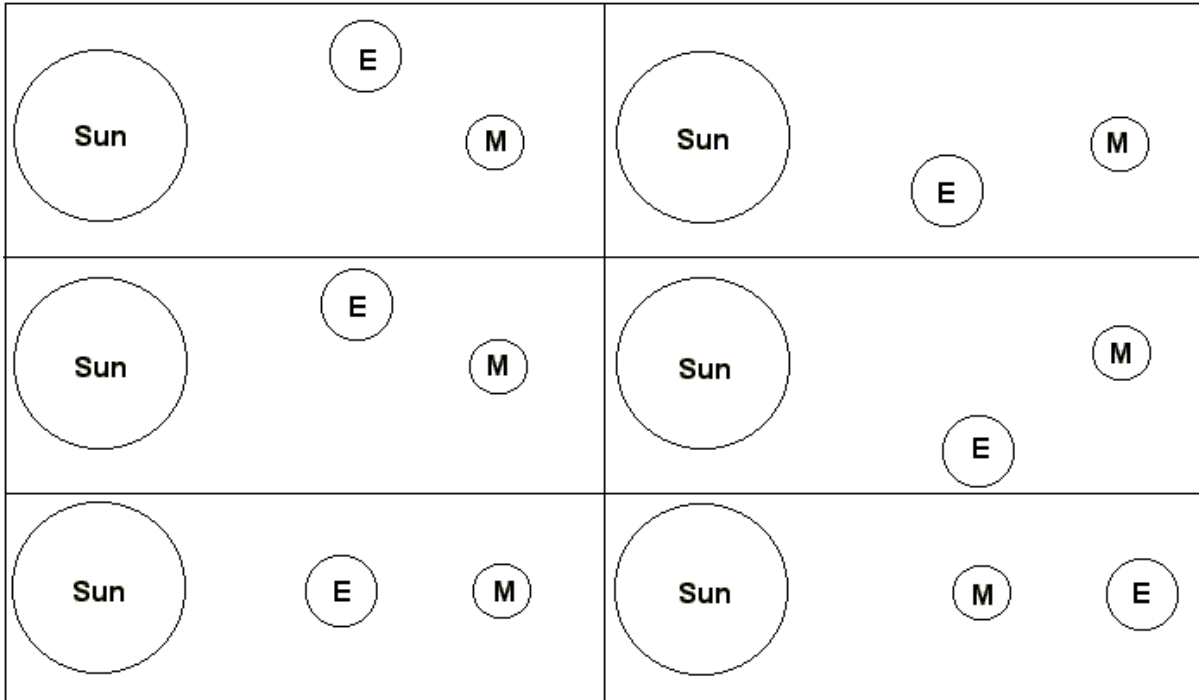
(b) Sketch the phase and the daily position of the Moon, at the same hour and place, for four days in a row. Include landmarks on the horizon such as hills, trees, and buildings.

Date: __/__/__ Time: _____	Date: __/__/__ Time: _____
Date: __/__/__ Time: _____	Date: __/__/__ Time: _____

Explain the changes you observe. _____

(c) List the factors that keep the Moon in orbit around Earth. _____

(d) With the aid of diagrams, explain the relative positions of the Sun, Earth, and the Moon at the times of lunar and solar eclipses, and at the times of new, first-quarter, full, and last-quarter phases of the Moon.



7. Do the following:

(a) Describe the composition of the Sun, _____

its relationship to other stars, _____

and some effects of its radiation on Earth's weather _____

and communications. _____

(b) Define sunspots _____

and describe some of the effects they may have on solar radiation. _____

(c) Identify at least one red star, _____

one blue star, _____

and one yellow star (other than the Sun). _____

Explain the meaning of these colors.

8. With your counselor's approval and guidance, do ONE of the following:

a. Visit a planetarium or astronomical observatory. Submit a written report, a scrapbook, or a video presentation afterward to your counselor that includes the following information:

1. Activities occurring there _____

2. Exhibits and displays you saw _____

3. Telescopes and instruments being used _____

4. Celestial objects you observed. _____

b. Plan and participate in a three-hour observation session that includes using binoculars or a telescope. List the celestial objects you want to observe, and find each on a star chart or in a guidebook. _____

Prepare an observing log or notebook. Show your plan, charts, and log or notebook to your counselor before making your observations. Review your log or notebook with your counselor afterward. _____

c. Plan and host a star party for your Scout troop or other group such as your class at school. Use binoculars or a telescope to show and explain celestial objects to the group. _____

d. Help an astronomy club in your community hold a star party that is open to the public. _____

e. Personally take a series of photographs or digital images of the movement of the Moon, a planet, an asteroid or meteoroid, or a comet. In your visual display, label each image and include the date and time it was taken. Show all positions on a star chart or map. Show your display at school or at a troop meeting. Explain the changes you observed.

9. Find out about three different career opportunities in astronomy. _____

Pick one and find out the education, training, and experience required for this profession. _____

Discuss this with your counselor, and explain why this profession might interest you. _____

Online Resources (Use any Internet resource with caution and only with your parent's or guardian's permission.)

Boy Scouts of America: ► scouting.org ► [Guide to Safe Scouting](#) ► [Age-Appropriate Guidelines](#) ► [Safe Swim Defense](#)
 ► [Scout](#) ► [Tenderfoot](#) ► [Second Class](#) ► [First Class](#) ► [Rank Videos](#) ► [Safety Afloat](#)

Boy Scout Merit Badge Workbooks: usscouts.org -or- meritbadge.org **Merit Badge Books:** www.scoutstuff.org

Requirement Resources

These resources and much more are at: <http://meritbadge.org/wiki/index.php/Astronomy>

1. First Aid

- **First Aid Lesson Videos:** [Basics](#) - [Basics2](#) - [Wilderness First Aid](#) - [CPR Basics](#) - [Venomous Snake Bite](#) - [First Aid Kits](#)
- **Other First Aid Links:** [First Aid Merit Badge](#) - [First Aid Kit](#) - [Mayo Clinic First Aid Guide](#) - [Bleeding First Aid Video](#) - [Class 1 Exam](#) - [Class 3](#) - [Warning Signs of Cancer](#) - [Heart Disease](#)

2. [Light pollution](#) – [Air pollution](#)

3. [Binoculars basics](#) - [Telescope types and instruments](#) – [Telescopes & Types](#)

4a. [Constellations](#) – [Zodiac Constellations](#) - [Eclipses, moon phases, Milky Way, etc.](#)

4b. [Conspicuous Stars \(brightest\)](#)

4c. [Big Dipper: diagram](#)

4d. [Milky Way](#)

5a. [Planet location and visibility by month](#) - [Solar System with planet links](#) - [Details on the planets](#)

5b. [Monthly planner for upcoming moon and planet events](#)

[Constellation Chart for any date, time, and location](#)

Click [Select from map](#) to enter your location then click [Whole sky chart](#)

6. See above.

7. [Moon phases, surface, moon phase video, etc.](#) – [All about the moon](#)

7d. See the [Astronomy Workbook](#) for the diagrams you will need.

8a. [Sun - Encarta Encyclopedia article](#) – [Wikipedia article](#)

8b. [Notable stars by color](#) - http://en.wikipedia.org/wiki/Star_colors Star Colors with examples]

9. [Planetarium](#) – [Astronomical Observatory](#)

10. [Career opportunities in astronomy.](#)

General Resources

Astronomical League: <http://www.astroleague.org>

NASA: <http://www.nasa.gov>

National Radio Astronomy Observatory: <http://www.nrao.edu>

Sky Maps: <http://www.skymaps.com>

Sky & Telescope: <http://www.skyandtelescope.com/>

Astronomy Watch: <http://www.astronomy-watch.com>

National Optical Astronomy Observatory: <http://www.noao.edu>

The Planetary Society: <http://planetary.org>

Space Telescope Science Institute: <http://hubblesite.org>

Space.com: <http://www.space.com/>

